

zimi®

Cloud Connect

Quick Setup Guide.
Get started in just a few steps.

1

Setup your Zimi Cloud Connect.



- Choose a position within range of your Wi-Fi router and compatible Zimi devices.
- Place in an open location that's not inside a cabinet or on a metal surface.
- Plug in and turn on the power.
- The STATUS light will turn 'BLUE' showing its ready to pair.

2

Pair with Zimi



- Download the Zimi App.
- Choose 'Add Device'.
- Follow the on screen instructions.
- Once completed the STATUS light will turn "WHITE".



*Please note only 2.4GHz
Wi-Fi networks are supported.*

3

Link Zimi with your voice assistant.

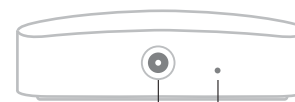


- Link your Zimi account with your favourite voice assistant.
- Follow instructions from Google or Amazon on how to connect smart home devices.
- Choose 'Zimi', and login to authorise.

*Requires Wi-Fi, Google or Amazon account
and compatible devices.*








STATUS light



POWER PLUG input

RESET button
(hold to reset)

STATUS light

-  **BLUE** Device is ready to pair, use "add device" in Zimi for setup.
-  **WHITE** Device is connected and online. To setup on a different network, RESET the device.
-  **WHITE BLINKING** The device is not online, please check your internet connection.
-  **RED** Device has a fault, try turning the power off and then back on.
-  **OFF** Please check the device is plugged in and the power is on.



Need some help?

For assistance please visit
support.zimi.life

Manufacturer's Warranty

This product has been manufactured to the highest quality standards. This product is warranted to the original purchaser and is not transferable. The product is guaranteed to be free from defects in workmanship and parts for a period of 1 Year from the date of purchase. Defects that occur within this warranty period, under normal use and care will be repaired, replaced or refunded. The benefits conferred by this warranty are in addition to all other rights and remedies of the consumer under a Commonwealth, State and Territory laws in relation to the goods or services to which this warranty relates and Australian Consumer Law. Risk in regard to the product to be repaired shall at all times remain with the Purchaser. The warranty is given on the condition that the product to which it applies is used for the purpose and in the manner intended by its construction and for no other purposes whatsoever. GSM Innovations Pty Ltd shall not be responsible for damage of any kind, caused by accidents, power surges, electrical storm damage, incorrect power current, infestation (vermin or insect), incorrect installation, incorrect electricity or plumbing installation, improper use of controls or failure to use the unit in accordance with the operating instructions, general misuse or abuse or from normal wear and tear. Any attempt by an unauthorised person to repair or tamper with the equipment shall render the warranty null and void. Goods presented for repair under this warranty may be replaced by refurbished goods of the same type rather than being repaired. Refurbished parts may be used to repair the goods. GSM Innovations Pty Ltd's liability under this warranty is limited to the replacement and/or repair of the defective parts within the warranty period and does not extend to installation or removal of the product. Acceptance of liability by GSM Innovation Pty Ltd contained herein is to the exclusion of any other remedy whatsoever and howsoever arising in respect of any equipment to which it applies.

Proof of Purchase

Please keep your purchase docket or receipt as proof of purchase and as proof of the date on which the purchase was made. The purchase docket or receipt must be presented with the warranty when making a claim under this warranty. Failure to produce documentary proof of the date of original acquisition by the original Purchaser will result in a charge being levied for work done, labour and parts supplied. Likewise a charge will be made for any calls following warranty claim where no fault is found with the unit.

Service during the warranty period

The first point of contact for product issues is the place of purchase. The product must be returned to the original place of purchase for product repair, replacement or refund. Please ensure the product is properly packaged so as to ensure that no damage occurs to the product during transit and make sure that you have included an explanation of the problem. In the event of goods requiring repair under manufacturer's warranty the owner is responsible for the cost of transportation. Should the goods be found to be in sound working order the owner might be charged a fee. This warranty is given by GSM Innovations Pty Ltd, 14 Millennium Circuit, Helensvale, QLD 4212.

Safety Warnings

Young children should be supervised to ensure that they do not play with the unit. Do not install the product in a location where water will splash onto it. Do not install outdoor where it could be exposed to water or moisture (indoor use only).

Trademarks

Zimi and their respective logos are registered trademarks of GSM Innovations Pty Ltd. Google and Google Play are trademarks of Google LLC. Amazon, Alexa, and all related logos are trademarks of Amazon.com, Inc. or its affiliates. Apple, the Apple logo, Apple Watch and iPhone are trademarks of Apple Inc., registered in the U.S. and other countries. App Store is a service mark of Apple Inc., registered in the U.S. and other countries.

Copyright © 2021 GSM Innovations Pty Ltd. All rights reserved.

14 Millennium Circuit,
Helensvale QLD 4212 Australia.
www.zimi.life